



Tips for Finding Statistical Information Spring 2006

Quantitative data collected by numerous government agencies can be accessed through the Census Bureau webpage at www.census.gov. Links for Census.gov are located on the Library's page under either General Reference or Social Sciences buttons.

Step 1 - Ask these questions:

- What question do you want to answer with statistical information? *Eg. How often is English not the primary language at home in the Quad Cities?*
- What type of information do you need to answer this question? *Eg. Population and language statistics for the Davenport, Moline, Rock Island area.*

Step 2 - Use the book, *Statistical Abstract of the United States 2005-2006*, to explore these preliminary questions.


Statistical Abstract is the standard summary of statistics on the social, political and economic organization of the United States. All tables are cited to the appropriate source of the information and url. Locating a specific topic is easy using the table of contents and/or index of this book. The current copy of *Statistical Abstract* is available at the reference desk, in the reference collection on 2nd floor, and electronically through ALiCat and under Special Topics on the www.census.gov webpage. Copies from previous years dating back to 1881 can be found in the stacks at HA202 .S797.

Step 3 - Use www.census.gov to find more in-depth data.

Search Box (top frame):

- Keyword Searching

Data Finders (right frame):

- Access population statistics
- Search by economic indicator.
- Access state, county and city information, but not metropolitan areas.
-  Accompanying any entry provides definition and source information.

Fed Stats (Under Special Topics):


- Gateway to statistics from over 100 other federal agencies.
- Useful for searching topics that may overlap a variety of governing agencies.
- Selecting a different agency takes you out of the Census.gov webpage.

American Fact Finder (left frame) - aggregated source for population, housing, economic and geographic data. It can be sorted into national, state, county, city or metropolitan areas to find specific information about people, housing, business or government.

- Fact Sheet can give selected community profiles.
- For age, education, income and race, click People.
- For home values, ownership and mortgage, click Housing.
- For foreign trade, governments, and housing starts, click Business and Government.
- Thematic and reference maps can be created any time you see map. Modify your map by changing parameters within the legend and select update.
- **To locate data on Metropolitan Statistical Areas (MSA) like the Quad Cities, choose Search, then Geography option, and enter at least one of the cities needed. Scroll down to MSA data.**

International Statistical Agencies (Under Related Sites, left frame)

Step 4 - Use Census.gov by specific survey. Some of the most familiar are:

- Decennial Census collects data every 10 years about households, income, education, homeownership, and more for the United States, Puerto Rico, and the Island areas.
- American Community Survey (ACS) is a new nationwide survey designed to provide communities and MSA's a fresh look at how they are changing.
- The Economic Census profiles the U.S. economy every 5 years. Can be searched on national, state, metropolitan and local levels. Use the  [more](#) arrow to drill into specific economic data.
- The Population Estimates Program publishes estimated population totals for the previous year for cities and towns, metropolitan areas, counties, and states.
- The Population Projections Program projects the future resident population for the nation and for each of the 50 states and the District of Columbia. The data are available by age, sex, and race/ethnicity through the year 2100.
- For information about immigration trends, Dr. Lousteneau recommends Migration Information Source. It provides authoritative data from numerous global organizations and governments, and global analysis of international migration and refugee trends. Migration Information Source is located at <http://www.migrationinformation.org/>
- Dr. Haskill recommends Access to Disability Data webpage at <http://www.infouse.com/disabilitydata/home/index.php> for statistical information on many disability and accessibility issues.
- **Step 5 - Record your steps. Chart your strategy as you go or as you backtrack out of a page. This makes it much easier to replicate your search later.**

Need help? Contact a librarian at -7206 or stop by the reference desk of the library. We will be glad to give you a hand.

Help
Privacy Policy
Subjects A to Z



New on the Site

Data Tools

American FactFinder

Jobs@Census

Catalog

Publications

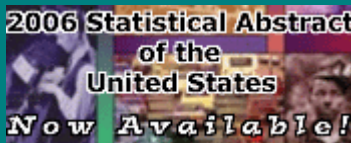
Are You in a Survey?

About the Bureau

Regional Offices

Doing Business with Us

Related Sites



SEARCH: FAQs Census.gov



Your Gateway to Census 2000 · [Census 2000 EEO Tabulations](#) · [Summary File 4 \(SF 4\)](#) · [Summary File 3 \(SF 3\)](#)

People

[Estimates](#) · [American Community Survey](#) · [Projections](#) · [Housing](#) · [Income](#) | [State Family Income](#) · [Poverty](#) · [Health Insurance](#) · [International](#) · [Genealogy](#)

Business

[Economic Census](#) · [NAICS](#) · [Survey of Business Owners](#) · [Government](#) · [E-Stats](#) · [Foreign Trade](#) | [Export Codes](#) · [Local Employment Dynamics](#)

Geography

[Maps](#) · [TIGER](#) · [Gazetteer](#)

Newsroom

[Releases](#) · [Facts For Features](#) · [Minority Links](#) · [Broadcast and Photo Services](#)

Special Topics

[Hurricane Data](#) · [Census Calendar](#) · [Training](#) · [For Teachers](#) · [Statistical Abstract](#) · [FedStats](#) · [FirstGov](#)

AMERICAN COMMUNITY SURVEY

~ Over 600 NEW Data Tables Available ~

Data Finders

Population Clocks

U.S. **298,130,202**

World **6,498,344,948**

21:29 GMT (EST+5) Feb 17, 2006

Latest Economic Indicator → Housing Starts

Population Finder →

Enable Javascript for access to this tool or see data available from the [American Community Survey](#).

city/ town, county, or zip

or state

-- select a state --

Find An Area Profile with QuickFacts →

Select a state to begin

-- select a state --

Economic Indicators →

Select an indicator

-- select an indicator --

Visit the [Economic Briefing Room](#)

- U.S. Dept of Commerce
- FOIA
- Data Protection & Privacy Policy
- Information Quality
- Accessibility