

Write a page of Augie's history!

Time Capsule Book



part of the Year of the Book celebration!

This fall & winter, celebrate your memories by creating a page in Augustana's Time Capsule Book; make a page individually or work with a group of friends (or an athletic team, Greek group, TLA house or dorm floor, etc.). At the end of the year, the book will be placed in the library's Special Collections for future students and you – as alumni – to enjoy!

(Additional information on reverse)

WHO WE ARE ON PAPER: THE AUGUSTANA TIME CAPSULE BOOK

▪ What is the Time Capsule Book?







The Time Capsule Book will be composed of individual pages created by students, faculty, and staff. After its completion, it will be stored in the Special Collections department of the Thomas Tredway Library for future members of the Augustana community to enjoy.

▪ What can I (or my group) include on our page?

Be creative! Personal reflections, images, creative writing, etc. are all appropriate. You may submit a page as an individual, or you may work together with your student group, class, residence hall floor, etc. to submit a page as a group. Please do consider the integrity of your submissions; if it is necessary to consider whether a submission is appropriate, it will be reviewed by members of the Year of the Book Committee.

▪ What special materials should be used? Are there other guidelines?

To ensure that the book will last for years to come, we ask that *only* these archival-quality materials be used:

- | | |
|--|--|
|  archival paper (available free-of-charge for this project) |  black or brown permanent fountain pen ink |
|  pencil & colored pencil |  good quality ballpoint pen |
|  crayon, oil pastels, & watercolors |  any computer printer ink (just be sure to use the archival paper!) |

Do not use paint pens, felt-tip markers, alcohol-based inks, or adhesives (glue, tape, etc.). To include print photographs or artwork created with paint pens or felt-tip markers (please do!), scan them into a digital format and print them onto the archival paper.

Please align pages vertically (i.e., portrait, not landscape) and leave a margin of at least 1.5 inches on the left side for binding. Feel free to use both the front and back of the page.

▪ Archival paper is **FREE** for all participants. You can pick up your free paper at the Circulation desk in the Tredway Library, at the Art Museum (upstairs in Centennial Hall) from 12-4 p.m. Tuesdays through Saturdays, or at the ITS Help Desk in Olin.

▪ How do I turn in my finished page?

Turn in your page to a gallery guard of the Augustana College Art Museum during the hours above **by the end of winter term**. By turning in a page, you agree that your work will be included in the Time Capsule Book. Your page may also be displayed in an informal exhibition on the lower level of the Art Museum, or may be used for publicity purposes by Augustana College. Please let us know if you do not wish your page to be used for publicity or display.

Questions? E-mail Sherry Maurer, Director of the Augustana College Art Museum (sherrymaurer@augustana.edu) or Anne Earel, Reference Librarian (anneearrel@augustana.edu).

