

In fall or winter 2007...

...your class can write pages of Augie's history.

Time Capsule Book



part of the Year of the Book celebration

Make your students' work timeless; as a class or as individuals, they can create a page for Augustana's Time Capsule Book, which will be stored in Tredway Library's Special Collections for future generations to enjoy. Any short written assignment – a personal response, poem, lab write-up, etc.-- could become a page; just ask your students to use archival-quality materials!

(Additional information on reverse)







WHO WE ARE ON PAPER: THE AUGUSTANA TIME CAPSULE BOOK

▪ What is the Time Capsule Book?

Part of the 2007-2008 Year of the Book celebration, the book will be composed of individual pages created by students, faculty, and staff and, after its completion, will be stored in the Special Collections department of the Thomas Tredway Library to be viewed for years to come. We hope that the Time Capsule Book will capture the spirit of Augustana at this moment in time, and that participants will visit the book in the future to appreciate the memories it will capture.

▪ What special materials should be used? Are there other guidelines?

The Time Capsule Book will not only represent a wide variety of people and perspectives, but will be designed to last. To ensure that the book will last for years to come, we ask that *only* these archival-quality materials be used:

- | | |
|--|--|
|  archival paper (available free-of-charge for this project) |  black or brown permanent fountain pen ink |
|  pencil & colored pencil |  good quality ballpoint pen |
|  crayon, oil pastels, & watercolors |  any computer printer ink (just be sure to use the archival paper!) |

Do not use paint pens, felt-tip markers, alcohol-based inks, or adhesives (glue, tape, etc.). To include print photographs or artwork created with paint pens or felt-tip markers (please do!), scan them into a digital format and print them onto the archival paper.

Please align pages vertically (i.e., portrait, not landscape) and leave a margin of at least 1.5 inches on the left side for binding. Feel free to use both the front and back of the page.

▪ Archival paper is **FREE** for all participants. If your class will be creating pages (or one page), please contact Sherry Maurer (sherrymaurer@augustana.edu) to receive paper for your class.

▪ Completed pages may be submitted to Sherry Maurer for inclusion in the Time Capsule Book from the beginning of fall term through the end of winter term. After you have graded your students' work, please contact Sherry or submit the pages to a gallery guard at the Augustana College Art Museum (just inside the Centennial Hall main entrance). Pages may also be displayed in an informal rotating exhibition in the lower level of the Art Museum.

▪ This isn't just for students; **please make a page yourself** as well!

Questions? E-mail Sherry Maurer, Director of the Augustana College Art Museum (sherrymaurer@augustana.edu) or Anne Earel, Reference Librarian (anneearl@augustana.edu).