

## 2015 Senior Survey results

### Pre-College Traits

Gender	60.6% Female	39.4% Male
Race	78.7% White	21.3% Oth./Unk.
Award Category (Socioeconomic status)	24.2% Pell	31.6% DNQ*
Average ACT	25.5	

\*Did not qualify for any federal financial aid

### Campus Participation

These questions were answered with No = 0 and Yes = 1, so the mean gives the proportion participating.

(i.e. Mean of 0.45 says that 45% of students participated)

	Number	Mean	St. Dev.
Did you join a social fraternity or sorority?	536	0.52	0.500
Did you participate in any Intramural Sports?	539	0.54	0.499
Did you participate in intercollegiate NCAA athletics?	540	0.34	0.475
Did you participate in an internship program?	540	0.65	0.479
Did you receive academic credit for this experience?*	348	0.64	0.480
Did you participate in a college music ensemble?	539	0.19	0.395
Did you participate in any other clubs or organizations at Augustana?	537	0.80	0.398
Did you enroll in an independent study?	540	0.23	0.422
Did you assist a faculty member with their research?	539	0.15	0.361
Did you conduct an undergraduate research project?	541	0.51	0.500
Did you volunteer in the community?	541	0.88	0.330
Did you ever volunteer when it was not required or strongly encouraged by an organization in which you were a member?	541	0.65	0.476
Did you participate in a Service Learning course?	538	0.36	0.482
Were you ever enrolled in an honors course?	540	0.10	0.303
Were you a member of an Honor Society on campus?	540	0.31	0.462
Did you ever participate in a study abroad program?	541	0.54	0.499

\* Only those students who participate in an internship responded to this question, so the percentage of those receiving academic credit for their internship is out of the total number of students who participated in an internship.

### Advising in the Major

Each of the questions below were answered on one of the following 5 point scales.

\*1=Strongly Disagree, 2=Disagree, 3=Neutral, 4=Agree, 5=Strongly Agree

\*\*1=Never, 2=Rarely, 3=Sometimes, 4=Often, 5=Very Often

\*\*\*1=Never, 2=Less than once per term, 3=1-2 times per term, 4=2-3 times per term, 5=We communicated regularly throughout each term

	Number	Mean	St. Dev.	Responded 4 or 5
In this major, my adviser genuinely seemed to care about my development as a whole person.*	749	4.22	0.991	80.9%
In this major, my adviser helped me select courses that best met my educational or personal goals.*	745	4.05	0.975	76.2%
In this major, how often did your major adviser ask you about your career goals and aspirations?***	746	3.73	1.102	62.9%
In this major, my adviser connected me with other campus resources and opportunities (Student Activities, CORE, the Counseling Center, etc.) that helped me succeed in college.*	745	3.47	1.114	51.7%
In this major, how often did your major adviser ask you to think about the connections between your academic plans, co-curricular activities, and your career or post-graduate plans?***	746	3.57	1.159	56.6%

In this major, my adviser helped me plan to make the most of my college career.*	746	3.97	1.045	72.5%
About how often did you talk with your adviser in this major?***	749	3.51	1.145	45.8%

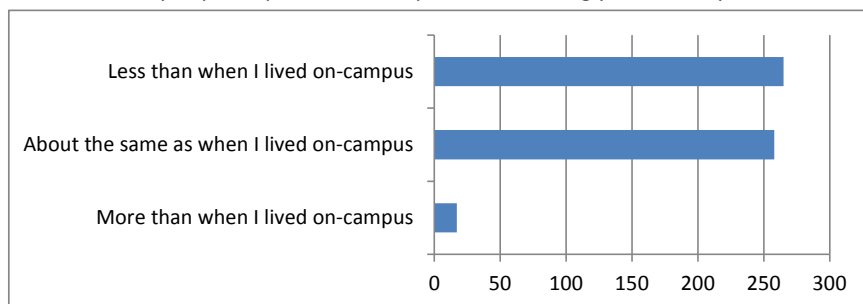
### Residential Life

Each of the questions below were answered on the following 5 point scale.

\*1=Strongly Disagree, 2=Disagree, 3=Neutral, 4=Agree, 5=Strongly Agree

	Number	Mean	St. Dev.	Responded 4 or 5
My on campus living experience helped me develop useful ways to handle conflict and resolve disagreement tactfully.*	540	3.49	0.871	54.4%
The Transitional Living Area (TLA) experience helped me develop the skills to live independently.*	540	3.54	1.064	59.3%

How often did you participate in on-campus events during your senior year?

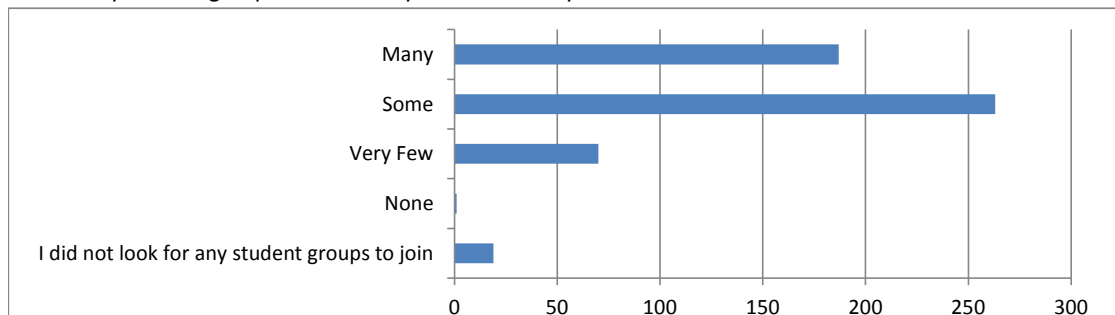


### Co-Curricular

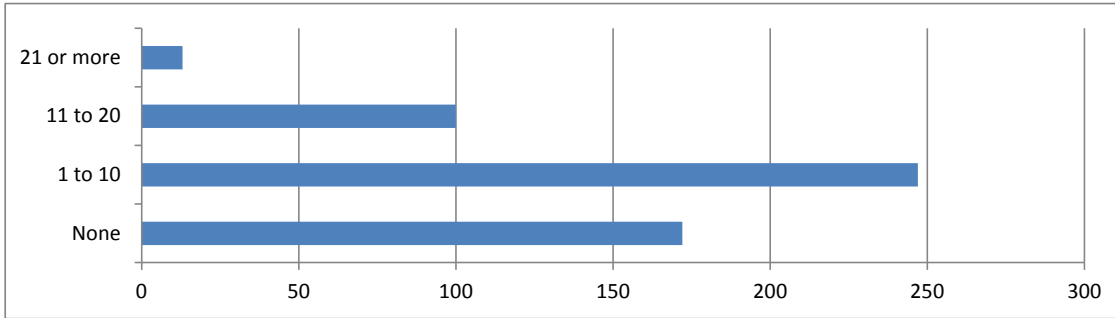
\*Responses: 1=Strongly Disagree, 2=Disagree, 3=Neutral, 4=Agree, 5=Strongly Agree

	Number	Mean	St. Dev.	Responded 4 or 5
My out-of-class experiences have helped me connect what I learned in the classroom with real-life events.*	538	4.03	0.761	81.4%
My out-of-class experiences have helped me develop a deeper understanding of myself.*	537	4.27	0.698	89.0%
My out-of-class experiences have helped me develop a deeper understanding of how I relate to others.*	540	4.29	0.698	89.8%
My co-curricular involvement helped me build a network of healthy lasting friendships.*	540	4.30	0.829	85.7%
My co-curricular involvement helped me develop a better understanding of my leadership skills.*	537	4.32	0.742	87.9%
My co-curricular experiences encouraged interactions with students who were very different from me in race, ethnicity, sexual orientation, religious beliefs or social/political values.*	538	3.96	0.769	76.8%

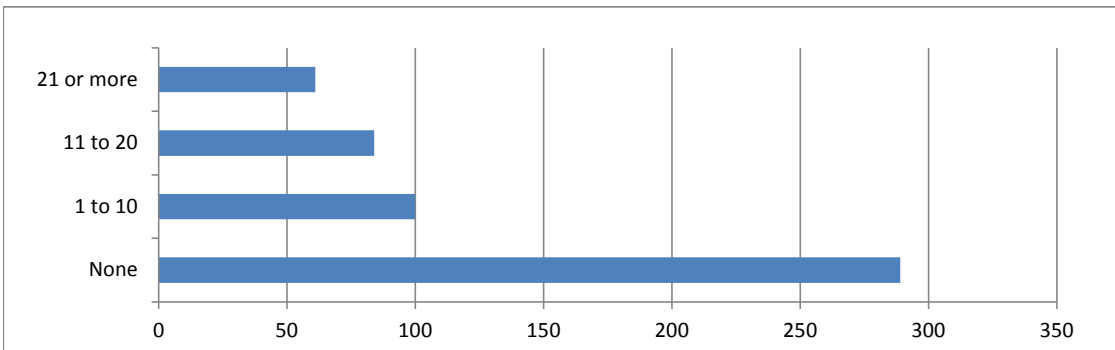
How many student groups or clubs did you find that fit your interests?



During this academic year how many hours did you work per week on campus?



During this academic year how many hours did you work per week off campus?



### Curriculum outside major

Each of the questions below were answered on one of the following 5 point scales.

\*1=Strongly Disagree, 2=Disagree, 3=Neutral, 4=Agree, 5=Strongly Agree

\*\*1=Never, 2=Rarely, 3=Sometimes, 4=Often, 5=Very Often

	Number	Mean	St. Dev.	Responded 4 or 5
The skills I learned in my general education courses helped me succeed in my major courses.*	539	3.46	0.985	55.8%
The classes I took outside my major(s) helped me appreciate the way that different disciplines make sense of the world.*	538	4.08	0.819	83.4%
My classes outside my major(s) challenged me to produce my best academic work.*	539	3.48	0.959	57.3%
In your non-major courses, about how often were you asked to include different perspectives (different races, religions, genders, political beliefs, etc.) in class discussions or writing assignments?***	540	3.50	0.867	50.7%
About how often did you discuss ideas from your non-major courses with faculty members outside of class?***	538	2.87	0.890	21.7%
Symposium Day activities influenced the way I now think about real world issues.*	537	2.71	1.136	27.0%
I am confident in my ability to interpret numerical and statistical quantities.*	541	3.91	0.915	73.6%
In your non-major courses, about how often were you asked to put together ideas or concepts from different courses when completing assignments or during class discussions?***	540	3.28	0.816	39.6%

## Overall Curricular Experience

Each of the questions below were answered on one of the following 5 point scales.

\*1=Strongly Disagree, 2=Disagree, 3=Neutral, 4=Agree, 5=Strongly Agree

\*\*1=Never, 2=Rarely, 3=Sometimes, 4=Often, 5=Very Often

	Number	Mean	St. Dev.	Responded 4 or 5
My one-on-one interactions with faculty have had a positive influence on my intellectual growth and interest in ideas.*	540	4.46	0.665	93.1%
The faculty with whom I have had contact were interested in helping students grow in more than just academic areas.*	540	4.30	0.677	92.2%
How frequently did your faculty ask you to examine the strengths and weaknesses of your own views on a topic or issue?***	540	3.43	0.862	46.9%
How often did you receive feedback on your in-class presentation style that helped you improve your oral communication skills?***	535	3.53	0.854	54.4%
I really worked hard to meet my instructors' expectations.**	541	4.34	0.711	88.5%
How often did faculty and staff emphasize the importance of contributing to the quality of local neighborhoods and surrounding community?***	539	3.37	0.985	45.5%
How frequently did your faculty ask you to try to understand someone else's views by imagining how an issue looks from his or her perspective?***	541	3.55	0.867	51.8%
The courses I needed to take were available in the order in which I needed to take them.*	540	3.25	1.120	52.2%

## Library

Each of the questions below were answered on one of the following 5 point scales.

\*1=Strongly Disagree, 2=Disagree, 3=Neutral, 4=Agree, 5=Strongly Agree

\*\*1=Never, 2=Rarely, 3=Sometimes, 4=Often, 5=Very Often

	Number	Mean	St. Dev.	Responded 4 or 5
My interactions with the librarians helped me improve my approach to researching a topic.*	538	3.48	0.874	52.8%
How often did you study - by yourself or in small groups - in any part of the Center for Student Life (CSL) or the Tredway library?***	540	3.57	1.087	53.9%

## Experiences in the major

Each of the questions below were answered on one of the following 5 point scales.

\*1=Strongly Disagree, 2=Disagree, 3=Neutral, 4=Agree, 5=Strongly Agree

\*\*1=Never, 2=Rarely, 3=Sometimes, 4=Often, 5=Very Often

	Number	Mean	St. Dev.	Responded 4 or 5
The courses offered in this major allowed me to explore my specific interests.*	747	4.09	0.852	82.6%
The courses I took in this major seemed to follow each other in a logical sequence.*	747	4.05	0.843	80.3%
Faculty in this major cared about my development as a whole person.*	748	4.31	0.784	86.6%
Faculty in this major were accessible and responsive outside the classroom.*	748	4.36	0.746	89.2%
In this major, I consistently received feedback on my writing that helped me improve my written communication skills.*	750	3.88	0.934	71.5%
In this major, how frequently did your faculty emphasize analyzing the basic elements of an idea, experience, or theory, such as examining a particular case or situation in depth and considering its components?***	748	4.08	0.779	78.3%
In this major, how frequently did your faculty emphasize applying theories or concepts to practical problems or in new situations?***	748	4.13	0.780	79.8%
In this major, how frequently did your faculty emphasize synthesizing and organizing ideas, informations, or experiences into new, more complex interpretations and relationships? **	746	4.05	0.803	77.1%

In this major, how frequently did your faculty emphasize making judgments about the value of information, arguments, or methods, such as examining how others gathered and interpreted data and assessing the soundness of their conclusions?***	746	4.00	0.847	73.2%
My senior inquiry project in this major challenged me to produce my best possible intellectual work.*	624	3.89	1.564	76.1%
During my senior inquiry project in this major I learned a lot about myself (work habits, handle set backs, manage a larger project, etc.) in addition to the topic of my paper/project.*	626	3.88	1.521	76.4%
Faculty in this major knew how to help me prepare to achieve my post-graduate plans.*	749	3.99	0.942	75.4%

Percent of students who had two or three majors.	42.50%
Percent of students who had three majors.	2.00%

### Environment

Each of the questions below were answered on one of the following 5 point scales.

\*1=Strongly Disagree, 2=Disagree, 3=Neutral, 4=Agree, 5=Strongly Agree

\*\*1=Definitely Not, 2=Not Really, 3=Not Sure, 4=Most of the Time, 5=Definitely Yes

	Number	Mean	St. Dev.	Responded 4 or 5
The college emphasized an atmosphere of ethnic and cross-cultural understanding.*	538	3.64	0.828	63.2%
Augustana College was concerned about me as an individual.*	539	3.45	1.047	54.7%
I felt a strong sense of belonging on campus.*	538	3.94	0.907	75.5%
Augustana faculty and staff welcomed student input on institutional policy and handbook decisions.*	540	3.05	1.023	34.8%
There are enough places on campus for students to study effectively.*	541	3.62	1.027	67.8%
When you had questions or concerns about financial issues, were the offices you contacted responsive and helpful?***	539	3.30	1.762	68.8%

### Outcomes

Each of the questions below were answered on one of the following scales.

\*1=Strongly Disagree, 2=Disagree, 3=Neutral, 4=Agree, 5=Strongly Agree

\*\*1=Definitely Not, 2=Probably Not, 3=Not Sure, 4=Probably Yes, 5=Definitely Yes

\*\*\*0=No, 1=Yes

	Number	Mean	St. Dev.	Responded 4 or 5
If you could relive your college decision, would you choose Augustana again?***	541	4.19	0.937	82.4%
I am certain that my post-graduate plans are a good fit for who I am right now and where I want my life to go.*	540	4.19	0.853	80.7%
Do you have a job confirmed or have you been accepted to graduate school?***	541	0.45	0.497	n/a

### 2014-15 Senior Survey post-graduate preparation

For what purpose did you use your Augie Choice money?	I've never heard of Augie Choice	I didn't use my Augie Choice money even though I knew about it	Internship	Study Abroad or International Tour	Undergraduate research project
	0.9%	10.6%	25.2%	58.6%	4.7%

When did you actively begin to create your resume or portfolio in preparation to apply for your first job or graduate school?	Freshman Year	Sophomore Year	Junior Year	Senior Year	I haven't started yet
	18.8%	29.9%	33.8%	14.4%	3.2%

Percentage of students who applied to graduate or professional school.	33.0%
Percentage of those who applied that were accepted into graduate or professional school at the time of the survey (which may be as early as January).	77.0%
Percentage of those who applied that were accepted into their first or second choice graduate or professional school at the time of the survey.	71.0%

Please indicate the highest academic degree you intend to obtain- even if you aren't planning to go back to school right away.	Bachelor's Degree	Master's Degree in a professional field (MBA, MBS, MPH, MDiv, etc.)	Master's Degree in a liberal arts field (MA, MS)	MD, DD, DVM (medical degree)	Ph.D.
	18.8%	31.4%	18.2%	11.3%	13.3%
	JD (law degree)	Master's Degree in Fine Arts (MFA, Mmus)			
	2.8%	4.1%			

Who recommended that you use the resources in CORE (Careers Opportunities Research Exploration)?*	Faculty within my major(s)	Faculty outside my major(s)	My first year adviser	My major adviser	Residential Life staff
	53.6%	25.9%	8.9%	38.1%	2.6%
	Student Activities staff	My parents	Another student	Other Administrators	No one recommended CORE to me
	7.6%	9.1%	32.9%	20.0%	14.2%

What are your immediate plans after you graduate from Augustana College?*	Graduate school full-time	Graduate school part-time	Work full-time	Work part-time	Volunteer
	31.4%	3.3%	58.8%	12.6%	8.7%
	Join the military or other government service	Take some time off to consider future plans	Internship		
	0.9%	14.6%	1.1%		

\*Students were allowed to choose multiple responses so these categories may total to more than 100%.

If you have already accepted a job offer, how did you find out about this opportunity?	Personal contacts, networking, word of mouth, family or friends	The Augustana college Internships and Career Office resources or contacts (including on-campus recruiting)	Faculty resources or contacts	Contacts made through an internship, clinical experience, practicum, summer job, etc	Applying directly to the organization/company where you now work
	36.6%	7.8%	12.7%	12.0%	11.3%
	Through a third party recruiter, placement agency, or head hunter	Augie Hub	Other job search or professional website	Career Fair	Other
	0.0%	0.7%	10.6%	4.9%	3.5%