

EMERGENCY INSTRUCTIONS

The City of Rock Island and Augustana College use sirens to indicate emergencies on or near campus. Here's what to do if you hear a siren.

- 1) FIRE ALARM: Evacuate the building
- 2) TORNADO SIREN: (community-based). Go to a shelter in your building
- 3) ON-CAMPUS SIREN: TURN ON YOUR CELL PHONE, follow instructions

E2campus subscribers will receive text messages related to the emergency via cell phone and/or e-mail.

To receive e2campus text message alerts, complete the online registration form at www.augustana.edu/e2campus.

TO EVACUATE

- > Familiarize yourself with primary and alternate evacuation routes
- > Bring supplies as needed: cell phone, flashlight, coat, etc., but do not linger.
- > Close your room door(s) as you leave.
- > IF YOU SMELL GAS, open windows and doors. Do not turn on or off any appliances or lights.
- > Exit using designated routes. Don't rush or crowd. Do not use elevators.
- > Assemble at a designated location.
- > Attempt to identify people who were left inside the building. Report these names to an Augustana official or police officer.
- > Resume normal operations after an "All Clear" signal is given via e2campus text message emergency personnel or email.

Temporary evacuation area:

Parking Lot D

Long-term evacuation area:

Parking Lot E

TO FIND SHELTER

- > Bring supplies as needed: cell phone, flashlight, pen/pencil, and class or employee roster.
- > Proceed to shelter noted below. Take attendance.
- > If a shelter is not indicated, move to an interior room or hall on the lowest floor. Get under a sturdy piece of furniture. Stay away from windows. During a tornado, the safest position is sitting on the floor with your arms protecting your neck and head.
- > Do NOT open windows if tornados are in the area. Open windows allow damaging wind into the building.

Shelter:

Lowest level, away from windows

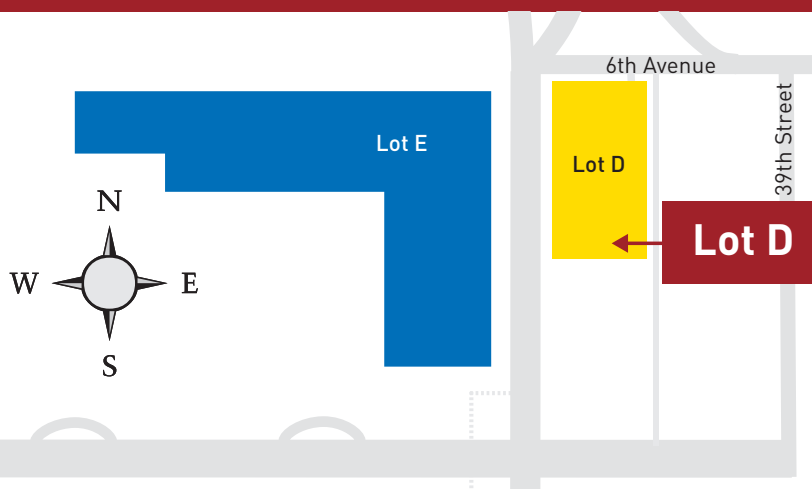
A TORNADO or THUNDERSTORM WATCH means conditions are favorable for severe weather. A TORNADO or THUNDERSTORM WARNING means a tornado or thunderstorm has been sighted or indicated by radar. Move to a shelter.

LOCKDOWN

- > Go indoors.
- > Lock your door. Close windows, blinds and stay in the room, away from windows and doors.
- > Call 911 if you have information such as missing students or staff, a sighting of the intruder, injuries, etc.
- > Resume normal operations after an "All Clear" signal is given via e2campus text message emergency personnel or email.

Augustana College

EVACUATION AREAS IN YELLOW



EMERGENCY INSTRUCTIONS

The City of Rock Island and Augustana College use sirens to indicate emergencies on or near campus. Here's what to do if you hear a siren.

- 1) FIRE ALARM: Evacuate the building
- 2) TORNADO SIREN: (community-based). Go to a shelter in your building
- 3) ON-CAMPUS SIREN: TURN ON YOUR CELL PHONE, follow instructions

E2campus subscribers will receive text messages related to the emergency via cell phone and/or e-mail.

To receive e2campus text message alerts, complete the online registration form at www.augustana.edu/e2campus.

TO EVACUATE

- > Familiarize yourself with primary and alternate evacuation routes
- > Bring supplies as needed: cell phone, flashlight, coat, etc., but do not linger.
- > Close your room door(s) as you leave.
- > IF YOU SMELL GAS, open windows and doors. Do not turn on or off any appliances or lights.
- > Exit using designated routes. Don't rush or crowd. Do not use elevators.
- > Assemble at a designated location.
- > Attempt to identify people who were left inside the building. Report these names to an Augustana official or police officer.
- > Resume normal operations after an "All Clear" signal is given via e2campus text message emergency personnel or email.

Temporary evacuation area:

Parking Lot D

Long-term evacuation area:

Parking Lot E

TO FIND SHELTER

- > Bring supplies as needed: cell phone, flashlight, pen/pencil, and class or employee roster.
- > Proceed to shelter noted below. Take attendance.
- > If a shelter is not indicated, move to an interior room or hall on the lowest floor. Get under a sturdy piece of furniture. Stay away from windows. During a tornado, the safest position is sitting on the floor with your arms protecting your neck and head.
- > Do NOT open windows if tornados are in the area. Open windows allow damaging wind into the building.

Shelter:

Lowest level, away from windows

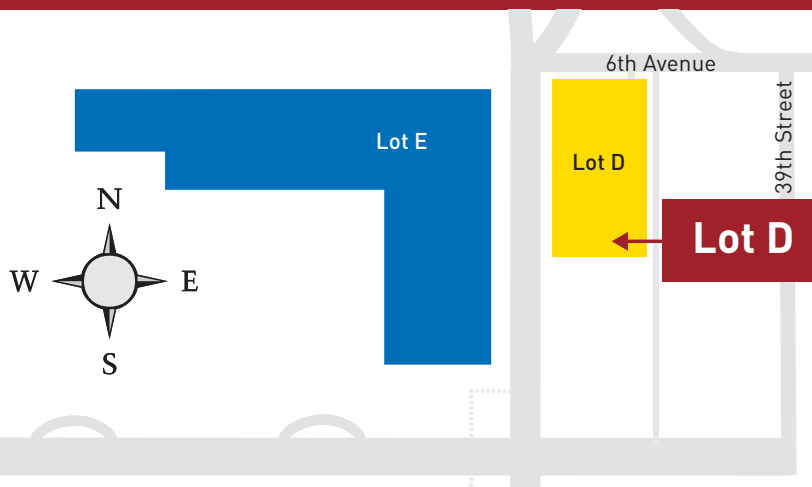
A TORNADO or THUNDERSTORM WATCH means conditions are favorable for severe weather. A TORNADO or THUNDERSTORM WARNING means a tornado or thunderstorm has been sighted or indicated by radar. Move to a shelter.

LOCKDOWN

- > Go indoors.
- > Lock your door. Close windows, blinds and stay in the room, away from windows and doors.
- > Call 911 if you have information such as missing students or staff, a sighting of the intruder, injuries, etc.
- > Resume normal operations after an "All Clear" signal is given via e2campus text message emergency personnel or email.

Augustana College

EVACUATION AREAS IN YELLOW



EMERGENCY INSTRUCTIONS

The City of Rock Island and Augustana College use sirens to indicate emergencies on or near campus. Here's what to do if you hear a siren.

- 1) FIRE ALARM: Evacuate the building
- 2) TORNADO SIREN: (community-based). Go to a shelter in your building
- 3) ON-CAMPUS SIREN: TURN ON YOUR CELL PHONE, follow instructions

E2campus subscribers will receive text messages related to the emergency via cell phone and/or e-mail.

To receive e2campus text message alerts, complete the online registration form at www.augustana.edu/e2campus.

TO EVACUATE

- > Familiarize yourself with primary and alternate evacuation routes
- > Bring supplies as needed: cell phone, flashlight, coat, etc., but do not linger.
- > Close your room door(s) as you leave.
- > IF YOU SMELL GAS, open windows and doors. Do not turn on or off any appliances or lights.
- > Exit using designated routes. Don't rush or crowd. Do not use elevators.
- > Assemble at a designated location.
- > Attempt to identify people who were left inside the building. Report these names to an Augustana official or police officer.
- > Resume normal operations after an "All Clear" signal is given via e2campus text message emergency personnel or email.

Temporary evacuation area:

Parking Lot D

Long-term evacuation area:

Parking Lot E

TO FIND SHELTER

- > Bring supplies as needed: cell phone, flashlight, pen/pencil, and class or employee roster.
- > Proceed to shelter noted below. Take attendance.
- > If a shelter is not indicated, move to an interior room or hall on the lowest floor. Get under a sturdy piece of furniture. Stay away from windows. During a tornado, the safest position is sitting on the floor with your arms protecting your neck and head.
- > Do NOT open windows if tornados are in the area. Open windows allow damaging wind into the building.

Shelter:

Lowest level, away from windows

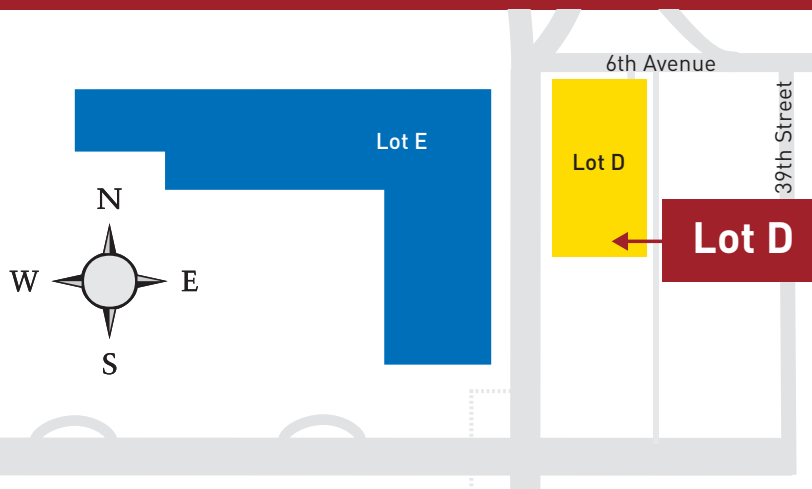
A TORNADO or THUNDERSTORM WATCH means conditions are favorable for severe weather. A TORNADO or THUNDERSTORM WARNING means a tornado or thunderstorm has been sighted or indicated by radar. Move to a shelter.

LOCKDOWN

- > Go indoors.
- > Lock your door. Close windows, blinds and stay in the room, away from windows and doors.
- > Call 911 if you have information such as missing students or staff, a sighting of the intruder, injuries, etc.
- > Resume normal operations after an "All Clear" signal is given via e2campus text message emergency personnel or email.

Augustana College

EVACUATION AREAS IN YELLOW



EMERGENCY INSTRUCTIONS

The City of Rock Island and Augustana College use sirens to indicate emergencies on or near campus. Here's what to do if you hear a siren.

- 1) FIRE ALARM: Evacuate the building
- 2) TORNADO SIREN: (community-based). Go to a shelter in your building
- 3) ON-CAMPUS SIREN: TURN ON YOUR CELL PHONE, follow instructions

E2campus subscribers will receive text messages related to the emergency via cell phone and/or e-mail.

To receive e2campus text message alerts, complete the online registration form at www.augustana.edu/e2campus.

TO EVACUATE

- > Familiarize yourself with primary and alternate evacuation routes
- > Bring supplies as needed: cell phone, flashlight, coat, etc., but do not linger.
- > Close your room door(s) as you leave.
- > IF YOU SMELL GAS, open windows and doors. Do not turn on or off any appliances or lights.
- > Exit using designated routes. Don't rush or crowd. Do not use elevators.
- > Assemble at a designated location.
- > Attempt to identify people who were left inside the building. Report these names to an Augustana official or police officer.
- > Resume normal operations after an "All Clear" signal is given via e2campus text message emergency personnel or email.

Temporary evacuation area:

Parking Lot D

Long-term evacuation area:

Parking Lot E

TO FIND SHELTER

- > Bring supplies as needed: cell phone, flashlight, pen/pencil, and class or employee roster.
- > Proceed to shelter noted below. Take attendance.
- > If a shelter is not indicated, move to an interior room or hall on the lowest floor. Get under a sturdy piece of furniture. Stay away from windows. During a tornado, the safest position is sitting on the floor with your arms protecting your neck and head.
- > Do NOT open windows if tornados are in the area. Open windows allow damaging wind into the building.

Shelter:

Lowest level, away from windows

A TORNADO or THUNDERSTORM WATCH means conditions are favorable for severe weather. A TORNADO or THUNDERSTORM WARNING means a tornado or thunderstorm has been sighted or indicated by radar. Move to a shelter.

LOCKDOWN

- > Go indoors.
- > Lock your door. Close windows, blinds and stay in the room, away from windows and doors.
- > Call 911 if you have information such as missing students or staff, a sighting of the intruder, injuries, etc.
- > Resume normal operations after an "All Clear" signal is given via e2campus text message emergency personnel or email.

Augustana College

EVACUATION AREAS IN YELLOW

